



# Nautical Sailors

EDITABLE

*Classroom Decor*

Calendar, Schedule Cards,  
Bin Labels, & More!

Shelly Rees



# How to Use the Editable Pages

All pages of this resource are editable, meaning you can add whatever text you like to the boxes and labels. You cannot change the backgrounds and borders. Simply add a text box wherever you like, and add your own words, choosing the font, size, and color that you prefer.


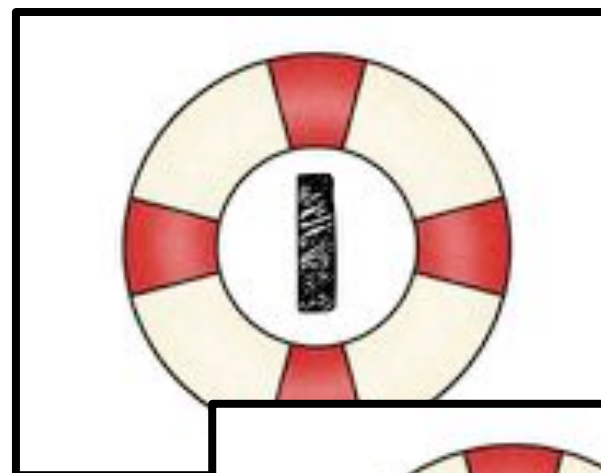
I have used white text throughout the document, giving it a chalk on chalkboard appearance. The font I have mainly used in this product is “Broken Vessels Sketch,” which is free for personal use from [Kimberly Geswein Fonts](#). (I purchased a commercial use license for my projects.) You can also just choose a favorite font of your own from your computer and use that.

There are many, many ways you can use these editable pages: Locker tags, pennant banners, supply bins, classroom library levels, nameplates, cooperative group names, word walls, Math and Language Arts centers, Choice Boards, bulletin boards, Writing process labels, differentiated learning centers, game cards, and so many more!

Add a splash red, white, or blue with accessories, such as paper lanterns or large tissue paper pom poms, throughout your classroom for a fun, colorful look!

# Table Numbers

Many teachers organize their classroom desks into tables. Make it easy for yourself by numbering those tables. Simply print, laminate if desired, punch a hole in the top, and hang with a colored ribbon, string, or twine. Includes Tables 1-8 in nautical designs.





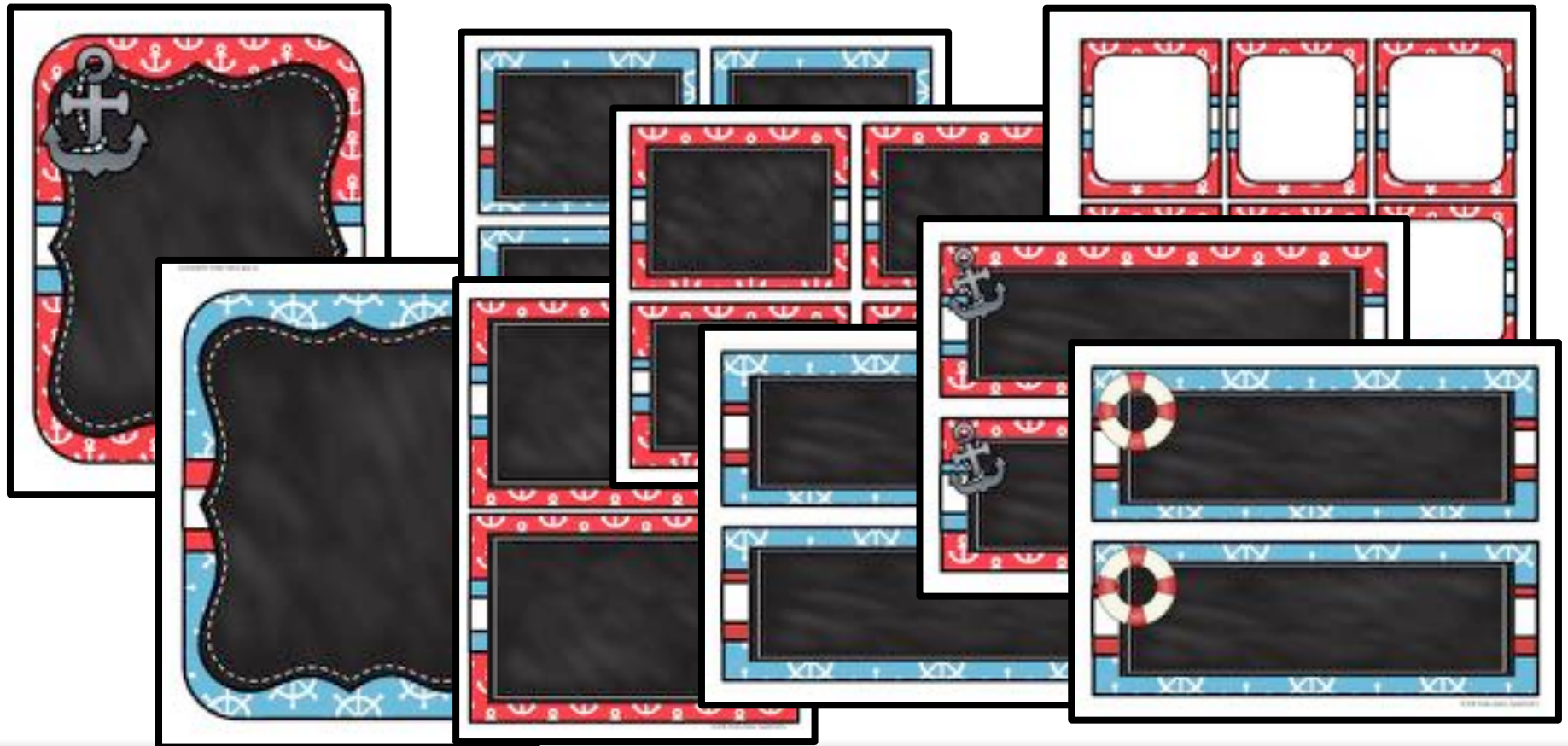
# Alphabet Line

Use this colorful manuscript alphabet line to bring even more nautical fun into your classroom!



# Editable Templates


Not all teachers need the same bin labels, calendar pieces, schedule pieces, etc. These 23 pages of nautical-themed, editable templates are EASY to use and are just what you need to give your classroom that personal touch. Simply add your own text box with desired words and you are set! There are many, many ways you can use these editable pages: Locker tags, pennant banners, supply bins, classroom library levels, nameplates, cooperative group names, word walls, Math and Language Arts Centers, Choice Boards, bulletin boards, writing process labels, differentiated learning centers, game cards, and so many more!





# Welcome Banner

This fun Welcome Banner will help make your classroom an inviting place for students from the first day of school. Simply print, laminate if desired, punch holes in the top 2 corners, and connect with colorful ribbon, string, or twine! You can even alternate the lettered pieces with colored pieces for a fun effect and longer banner!



# Calendar Set

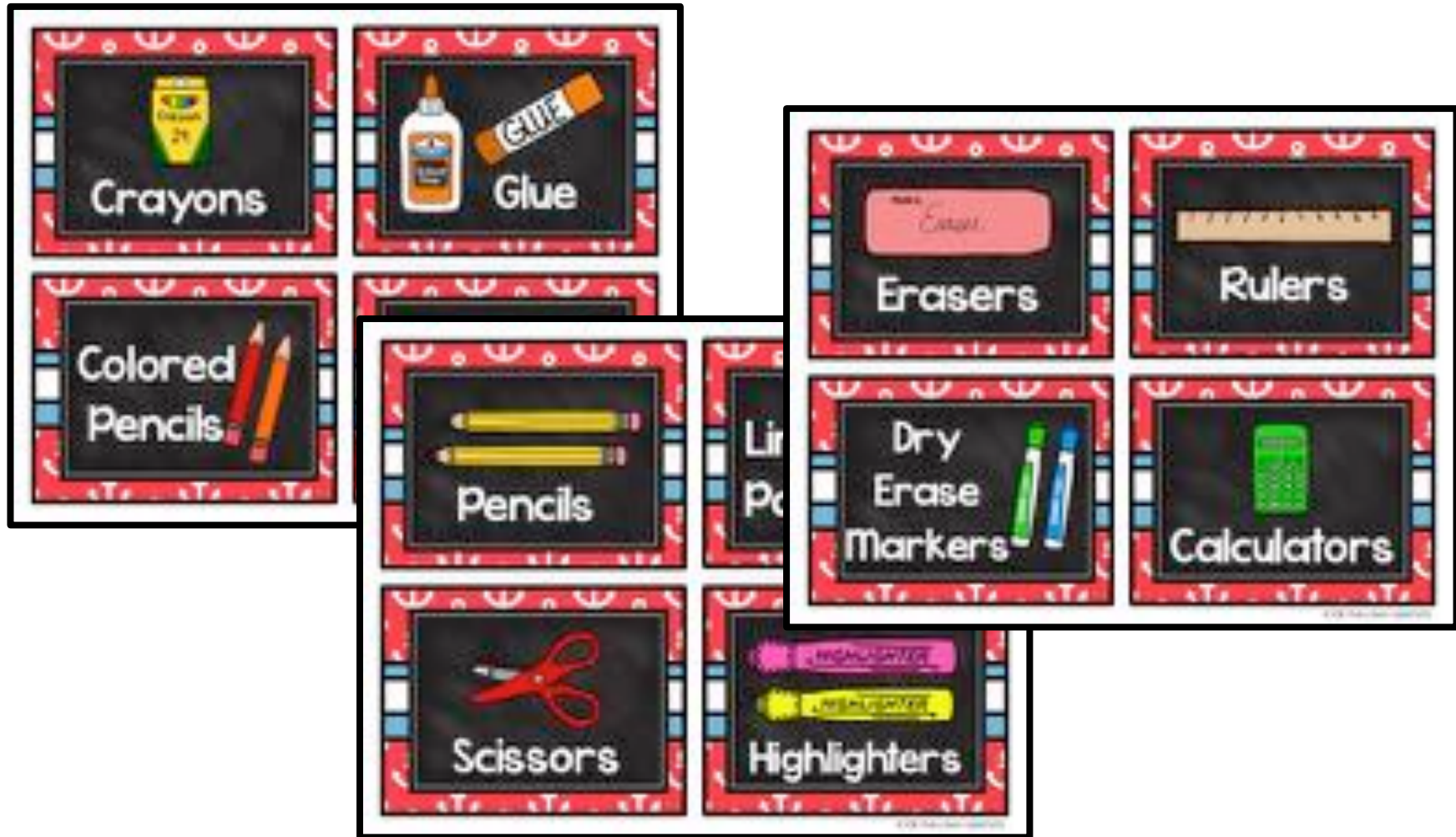
Includes Month of the Year, Days of the Week, Dates 1-31, and 29 Holiday/Special Event Pieces, all color coordinated with nautical backgrounds.





# Bins and Materials Labels

Includes 12 nicely illustrated and designed labels to help keep your classroom clean and organized from the beginning of the year until the last day!





# Daily Schedule Set

Includes Days of the Week, 15 Classes and Specials, and Clocks.

Monday

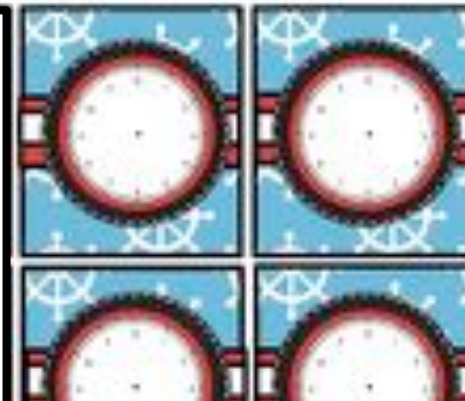
Tuesday

Art

Music

Science

Social Studies



# Nameplates

Includes 8 different nameplates with manuscript alphabet.

