



2-DIMENSIONAL SHAPES

Task Cards


Name	Properties	Example
Parallelogram	opposite sides are	
Rectangle		
Square		
Rhombus		
Trapezoid		

5 What is 1 way this object is NOT classified?




- a) quadrilateral
- b) rhombus
- c) parallelogram
- d) trapezoid

6 What is the correct way to classify this triangle?




- a) scalene, obtuse
- b) equilateral, acute
- c) scalene, acute

21 What is 1 way this object is NOT classified?




- a) rhombus
- b) parallelogram
- c) trapezoid
- d) quadrilateral

22 What is the correct way to classify this triangle?




- a) isosceles, obtuse
- b) equilateral, acute
- c) isosceles, acute

23 This object is classified as a(n):



- a) octagon
- b) hexagon
- c) quadrilateral
- d) pentagon

24 What is the greatest number of obtuse angles a triangle can have?



32 Task Cards
Answer Key
Recording Sheet
Posters

Grades 4-6
by: Shelly Rees

2-Dimensional Shapes

Classification

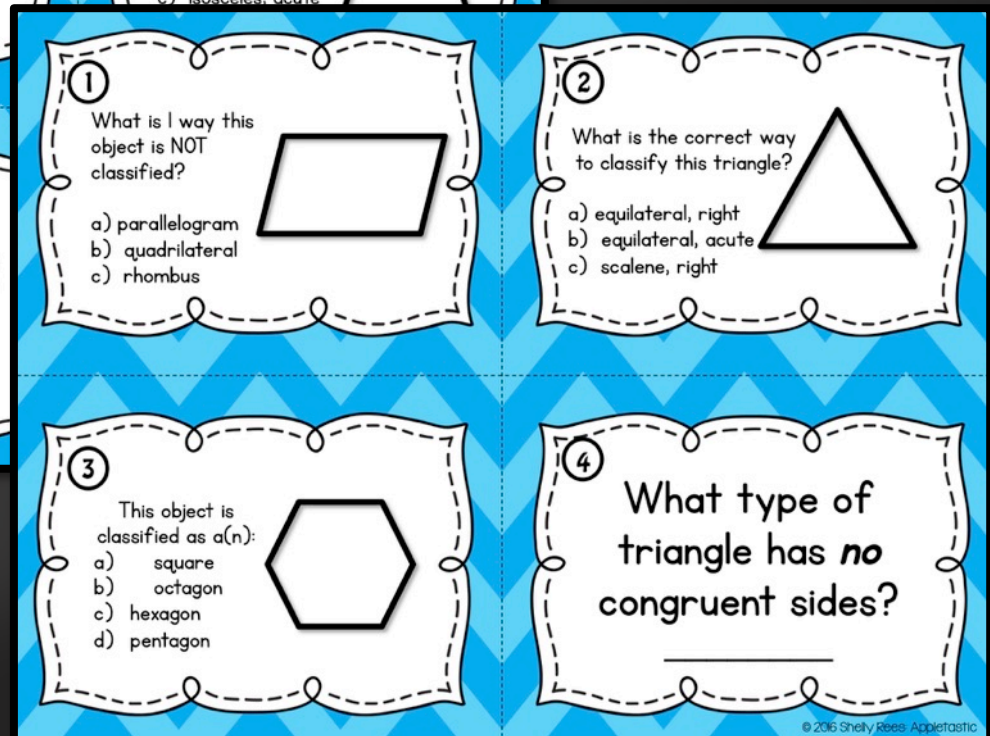
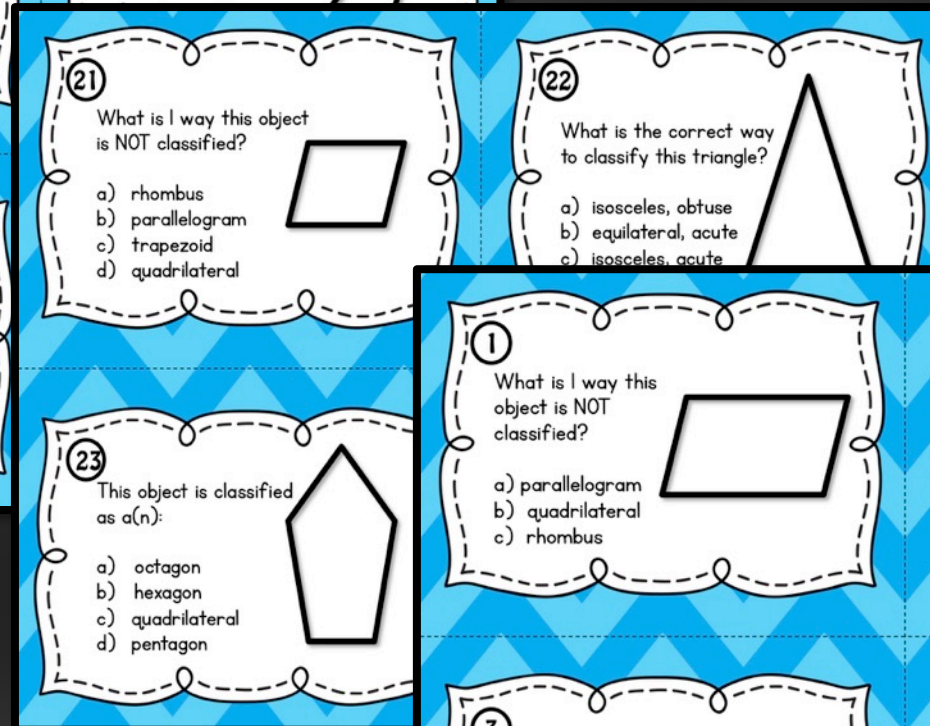
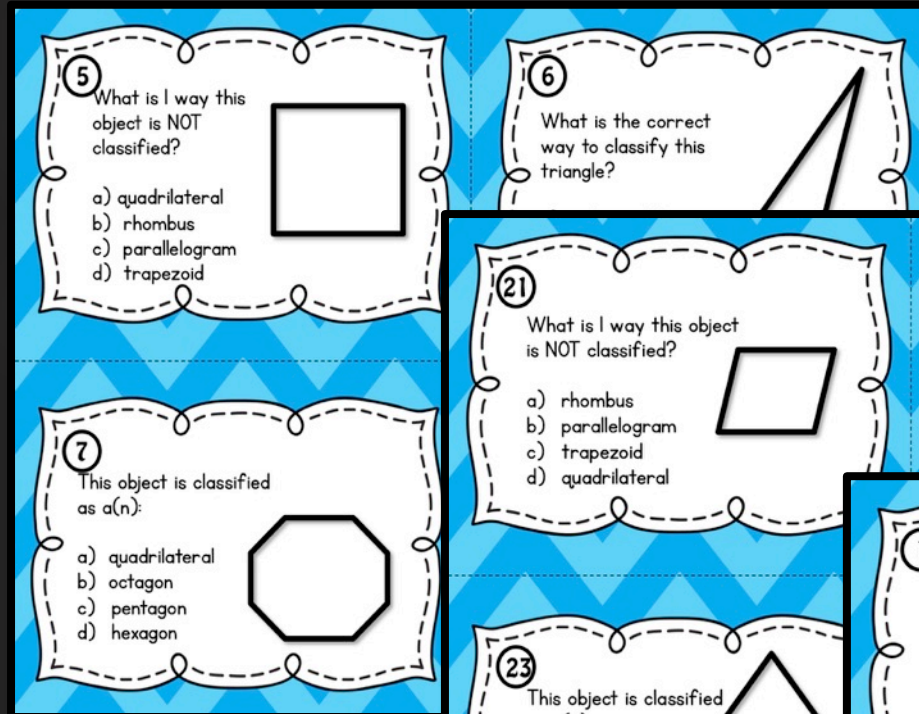
Includes:

- 28 Task Cards
- 4 Challenge Cards
- Example Posters
- CC Posters
- CC “I Can” Posters
- Answer Key
- Answer Recording Sheet

*Easy to
Print and
Use!*

28 Task Cards

- 14 multiple choice
- 14 open-ended




**Print, cut
straight lines,
and use!**

Answer Key & Recording Sheet

Classify 2-Dimensional Figures

Answer Key

1. C) rhombus	15. C) heptagon	28. Equilateral, acute triangle
2. B) equilateral, acute	16. Rhombus, parallelogram	
3. C) hexagon	17. C) trapezoid	
4. Scalene	18. C) scalene, right	
5. D) trapezoid	19. A) quadrilateral	
6. A) scalene, obtuse	20. Octagon	
7. B) octagon	21. C) trapezoid	
8. Trapezoid	22. C) isosceles, acute	
9. B) square	23. D) pentagon	
10. A) isosceles, right	24. 1 obtuse angle	
11. B) triangle	25. B) quadrilateral	
12. Right triangle	26. C) Scalene, obtuse	
13. A) rectangle	27. A) octagon	
14. B) isosceles, acute		




Classify 2-Dimensional Figures

My Answers

Name _____ Date _____

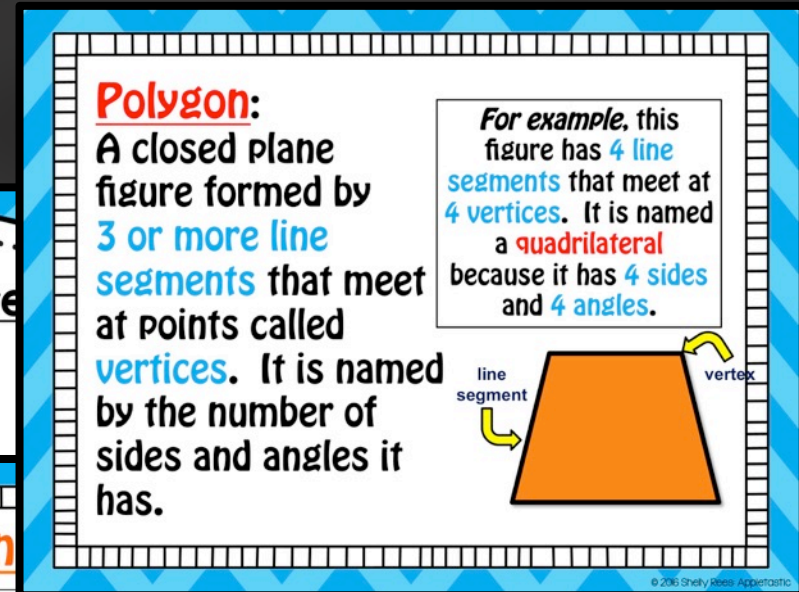
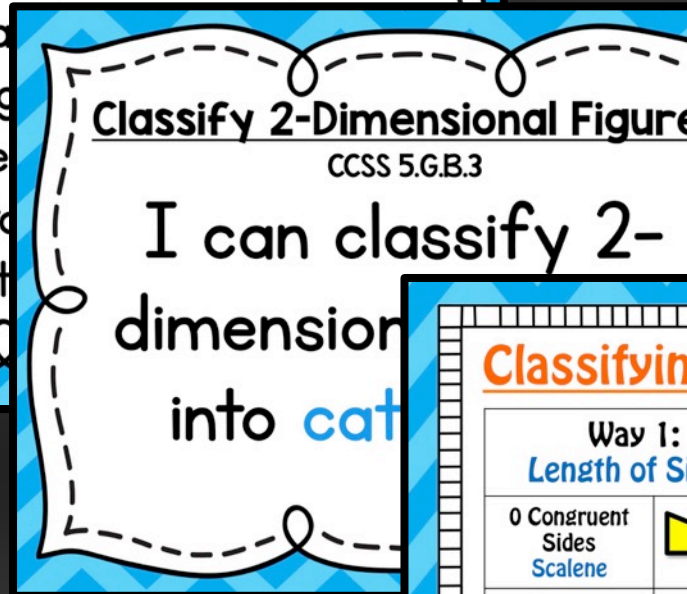
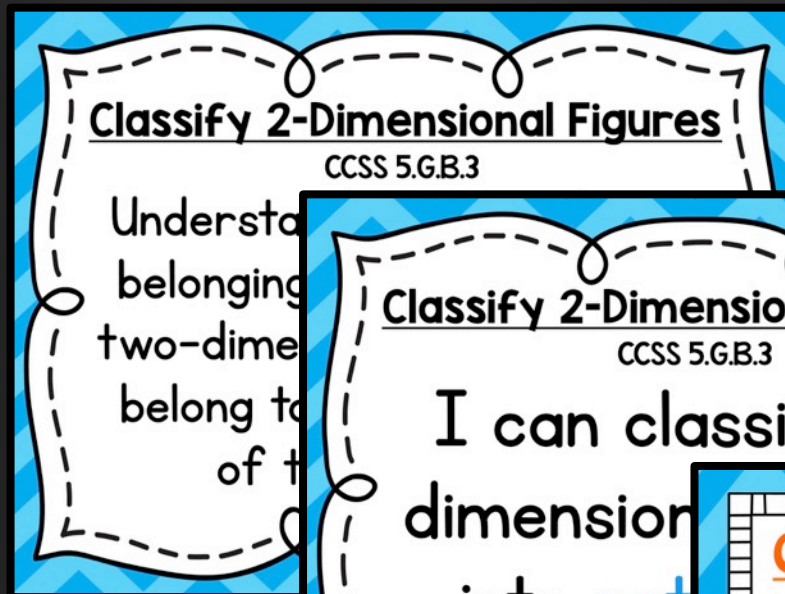
1.	9.	17.	25.
2.	10.	18.	26.
3.	11.	19.	27.
4.	12.	20.	28.
5.	13.	21.	C1.
6.	14.	22.	C2.
7.	15.	23.	C3.
8.	16.	24.	C4.









© 2016 Shelly Rees Appletoastic

**Easy to
correct!**

CC, I Can, & Example Posters



Classifying Triangles

Way 1: Length of Sides		Way 2: Types of Angles	
0 Congruent Sides Scalene		1 right angle Right	
2 Congruent Sides Isosceles		3 acute angles Acute	
3 Congruent Sides Equilateral		1 obtuse angle Obtuse	

© 2016 Shelly Stiles Appertosto

**Print &
Display!**