

# Burlap & Chalkboard

*Bundle*

Classroom Décor and  
Teacher Planner

Shelly Rees



# Calendar Set

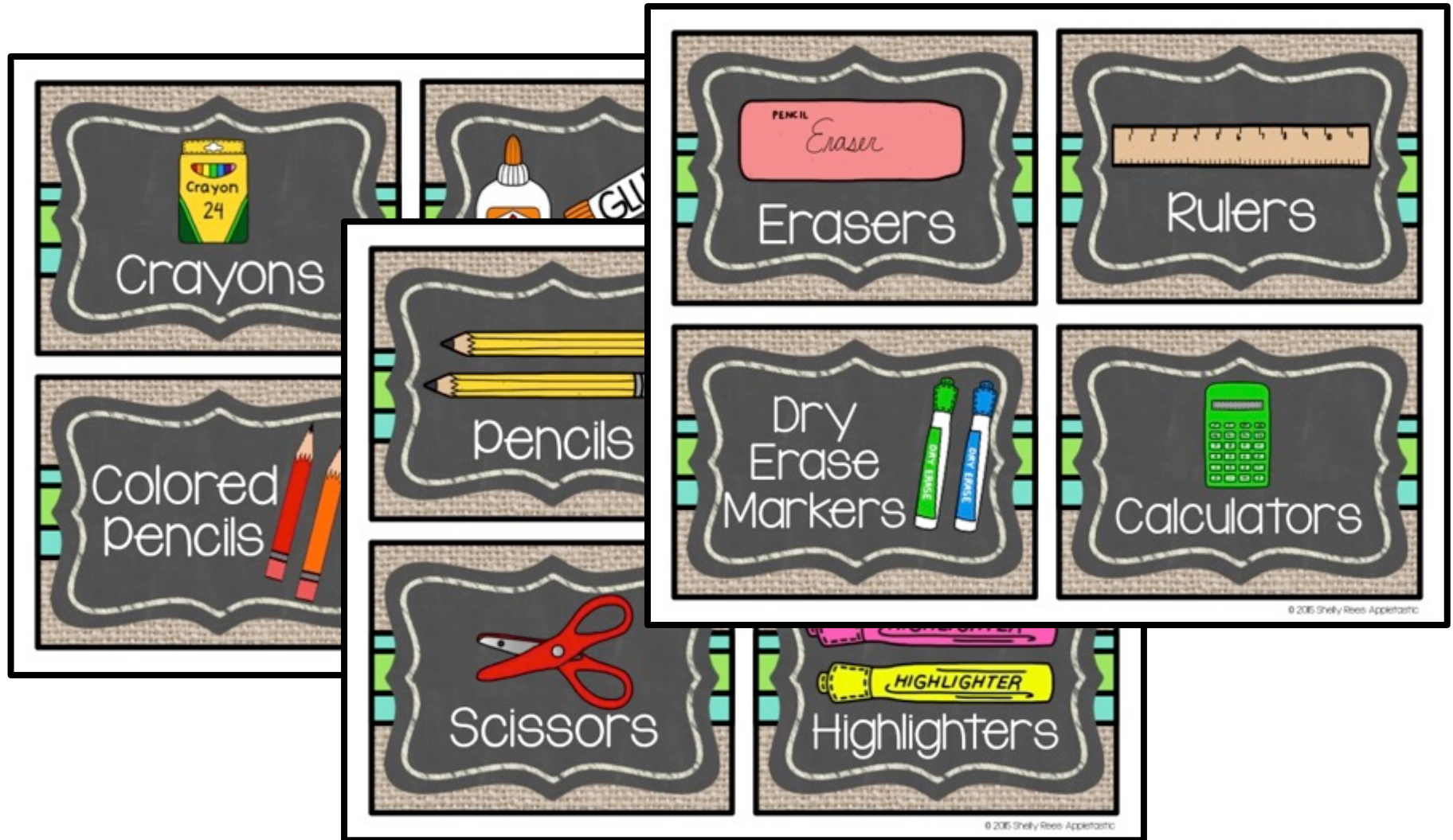
Includes Month of the Year, Days of the Week, Dates 1-31, and 29 Holiday/Special Event Pieces  
All color coordinated in chalkboard and burlap!





# Bins and Materials Labels

Includes 12 nicely illustrated and designed labels to help keep your classroom clean and organized from the beginning of the year until the last day!





# Daily Schedule Set

Includes Days of the Week, 15 Classes and Specials, and Clocks.

Monday

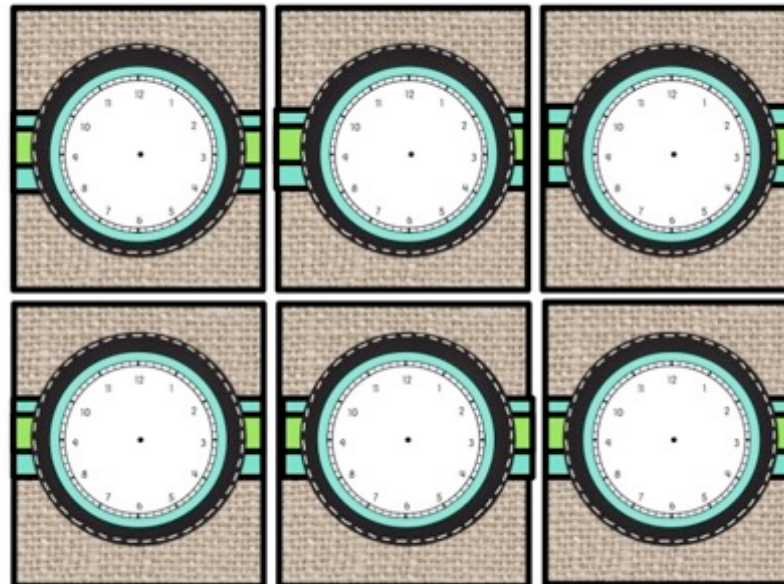
Science

Tu

M

Soc


Spelling



© 2010 Shelly Rees Appertonic

# Table Numbers


Many teachers organize their classroom desks into tables. Make it easy for yourself by numbering those tables. Simply print, laminate if desired, punch a hole in the top, and hang with a colored ribbon, string, or twine. Includes Tables 1-8 in chalkboard and burlap.





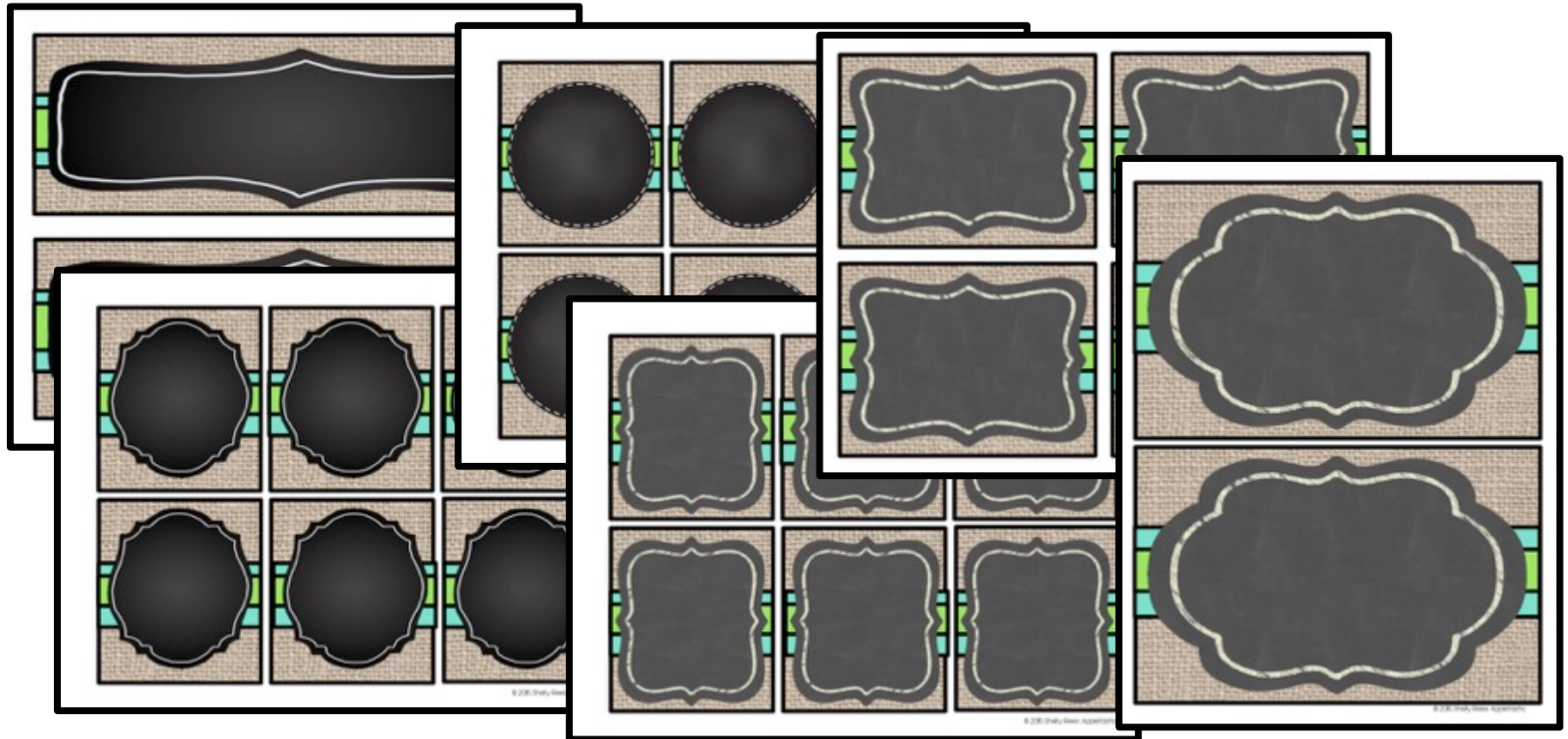
# Welcome Banner

This fun Welcome Banner will help make your classroom an inviting place for students from the first day of school. Simply print, laminate if desired, punch holes in the top 2 corners, and connect with colorful ribbon, string, or twine! You can even alternate the lettered pieces with burlap or colored pieces for a fun effect and longer banner!



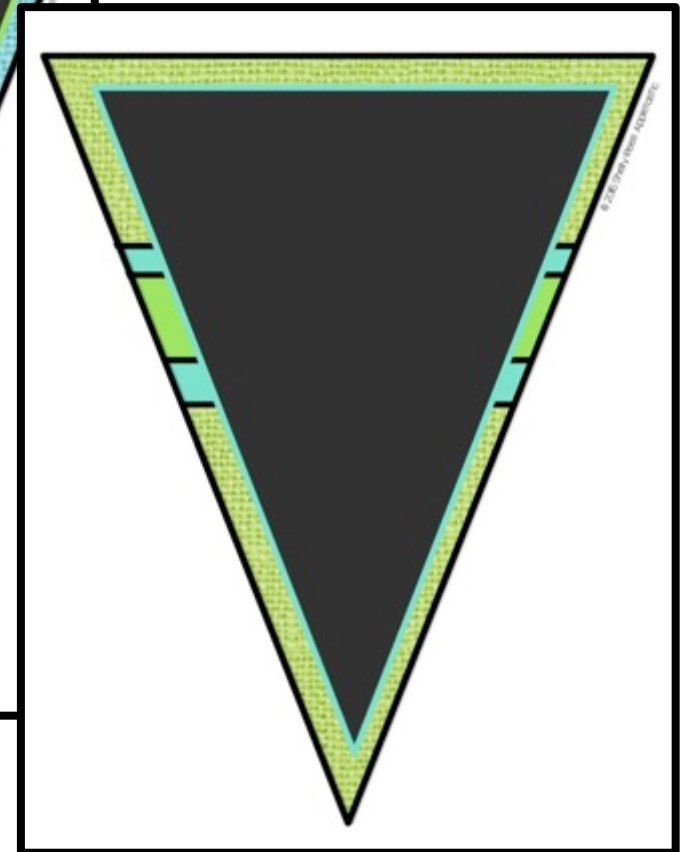
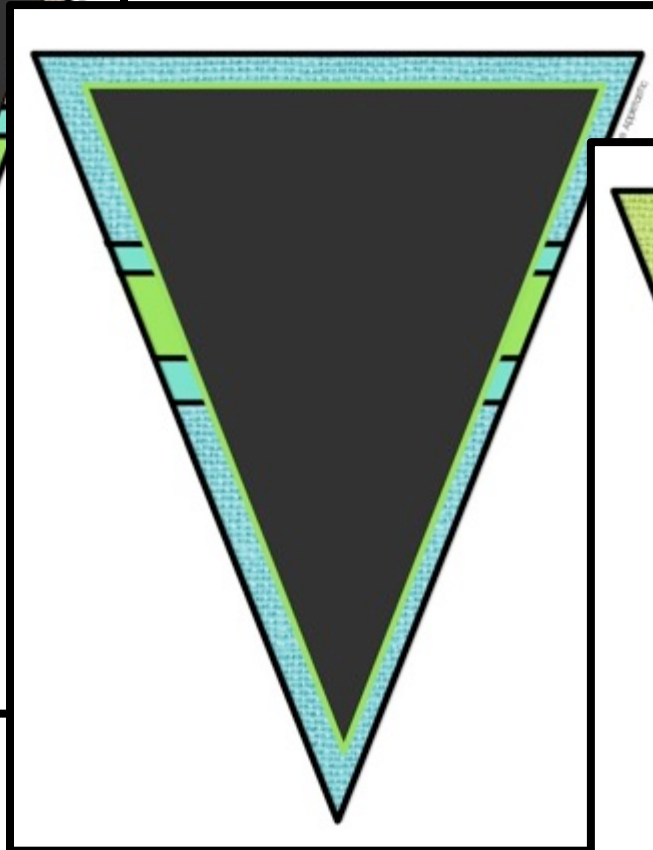
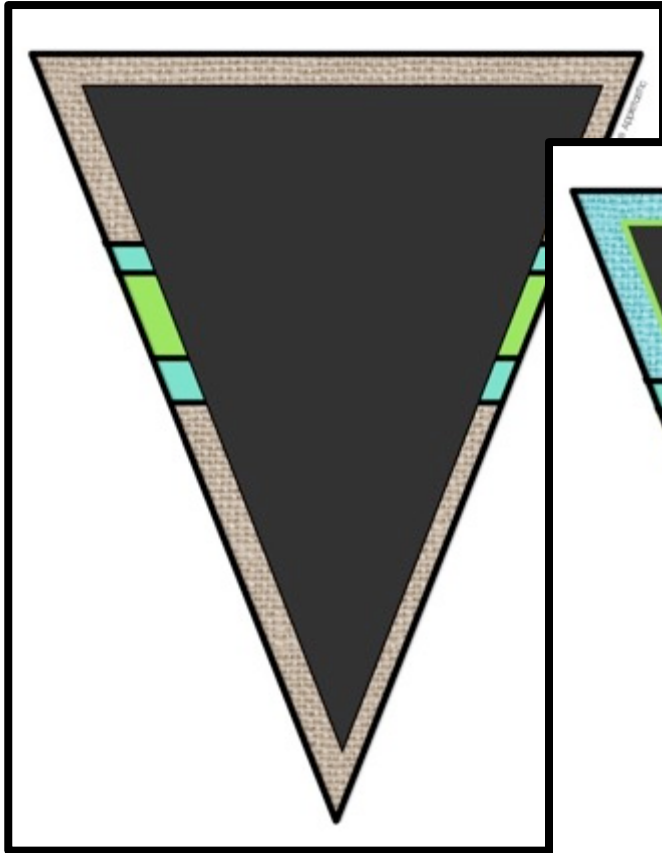
# Editable Templates

Not all teachers need the same bin labels, calendar pieces, schedule pieces, etc. These 6 pages of chalkboard and burlap editable templates are EASY to use and are just what you need to give your classroom that personal touch. Simply add your own text box with desired words and you are set! There are many, many ways you can use these editable pages: Locker tags, pennant banners, supply bins, classroom library levels, nameplates, cooperative group names, word walls, Math and Language Arts Centers, Choice Boards, bulletin boards, writing process labels, differentiated learning centers, game cards, and so many more!






# Even More Editable Templates





# CHALKBOARD & BURLAP DESIGN

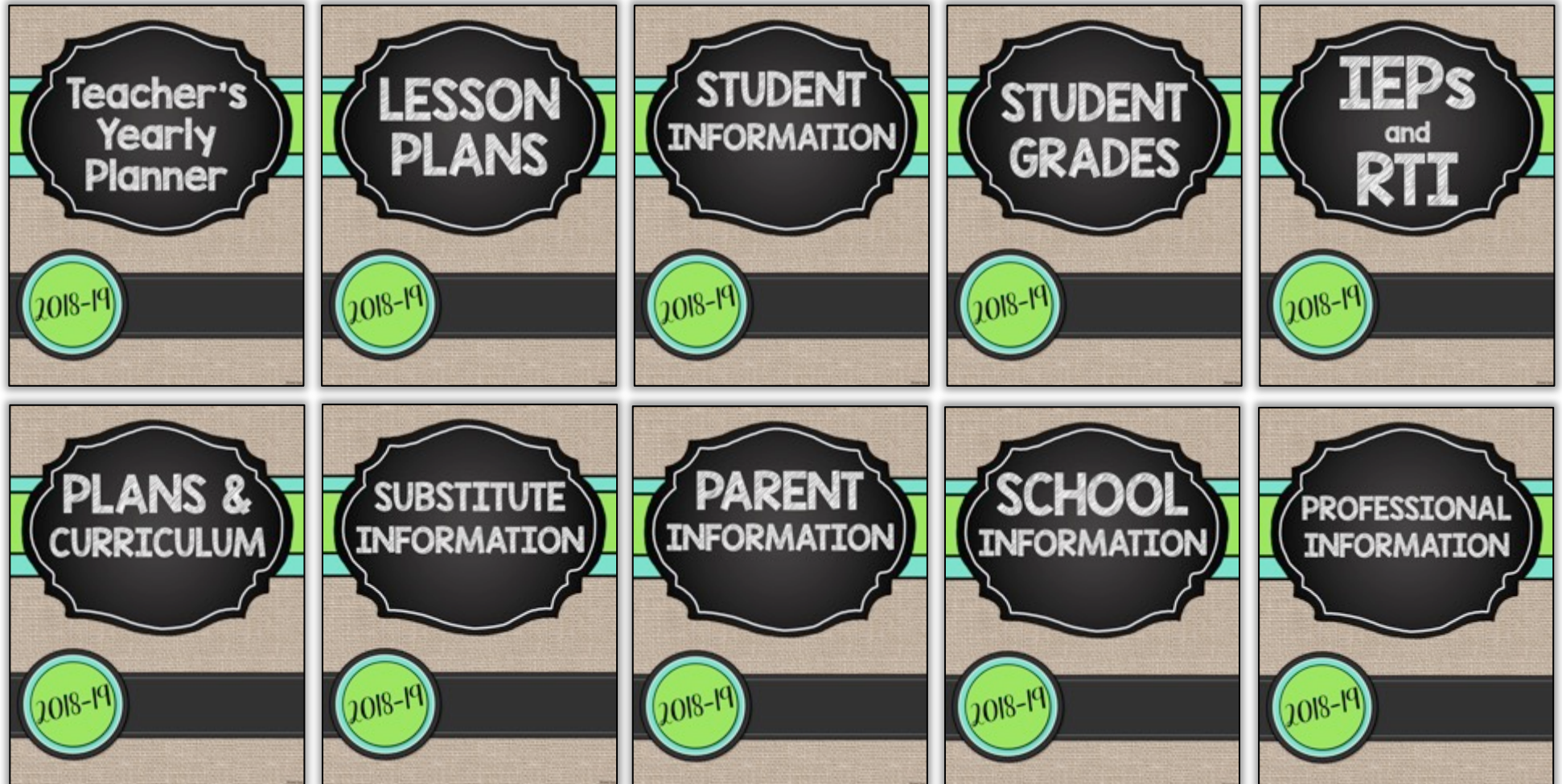
## CHOOSE FROM PRELABELED OR BLANK



**ADD YOUR OWN TEXT!**

# GET ORGANIZED!

**CHOOSE FROM PRELABELED COVERS  
OR ADD YOUR OWN TITLES!**





# CALENDAR PAGES

## FREE UPDATES FOR LIFE!



Choose from single-page or double-page layouts!

# CLASSROOM FORMS

The image displays a collection of nine classroom forms arranged in two rows. The forms are as follows:

- STUDENT Information:** A table with columns for Student Name, Birthdate, Phone #, and Additional info.
- CLASSROOM Volunteers:** A table with columns for Volunteer Name, Times Available, Phone #, and Email.
- TO DO Lists:** A form with four sections: MEETINGS, PHONE/EMAIL, TO COPY, and OTHER.
- FIELD TRIP Checklist:** A table with columns for Name, Permission Slip, Money, and Notes.
- PARENT Communication Log:** A table with columns for Date, Phone/Email/text, Reason, and Notes.
- MEETING Notes:** A form with sections for Important Information, To Do, and Follow Up.
- DAILY Schedule:** A table with columns for TIME and CLASS/ACTIVITY.
- PROFESSIONAL Passwords:** A table with columns for Website/App, Username, and Password.
- STUDENT IDs and Passwords:** A table with columns for Student Name, ID, and Password.
- STUDENT Birthdays:** A calendar grid with months from JANUARY to DECEMBER.

Simply type in your own information or  
print and fill out by hand! EASY to USE!



# IEP and RII FORMS

The image displays a collection of educational forms for Individualized Education Programs (IEP) and Response to Intervention (RII). The forms are organized into several categories:

- RII Tiers:** A general form with columns for Student, Math, Reading, and Behavior.
- RII Math Tiers:** Three forms (Tier 1, Tier 2, Tier 3) with columns for Student, Intervention, Frequency, and Provided by.
- RII Reading Tiers:** Three forms (Tier 1, Tier 2, Tier 3) with columns for Student, Intervention, Frequency, and Provided by.
- RII Behavior Tiers:** Three forms (Tier 1, Tier 2, Tier 3) with columns for Student, Tier 1, Tier 2, Tier 3, and Intervention.
- IEP Information:** A form with columns for Student Name, Subjects Supported, and Basic Modifications.
- IEP Short Form:** A form with sections for Student Name, IEP Review Date, Disability, Medications, Subjects Supported, Glasses: Y/N, Testing Accommodations, Classroom Modifications, and Other Information.

Each form includes a header section with the following text:

TIER 1: Needs-Based, General Education  
TIER 2: RII Team-Driven, Specially Designed Interventions  
TIER 3: Specially-Designed Learning, IEP, GIEP

EDITABLE! Have important information readily available in one place!

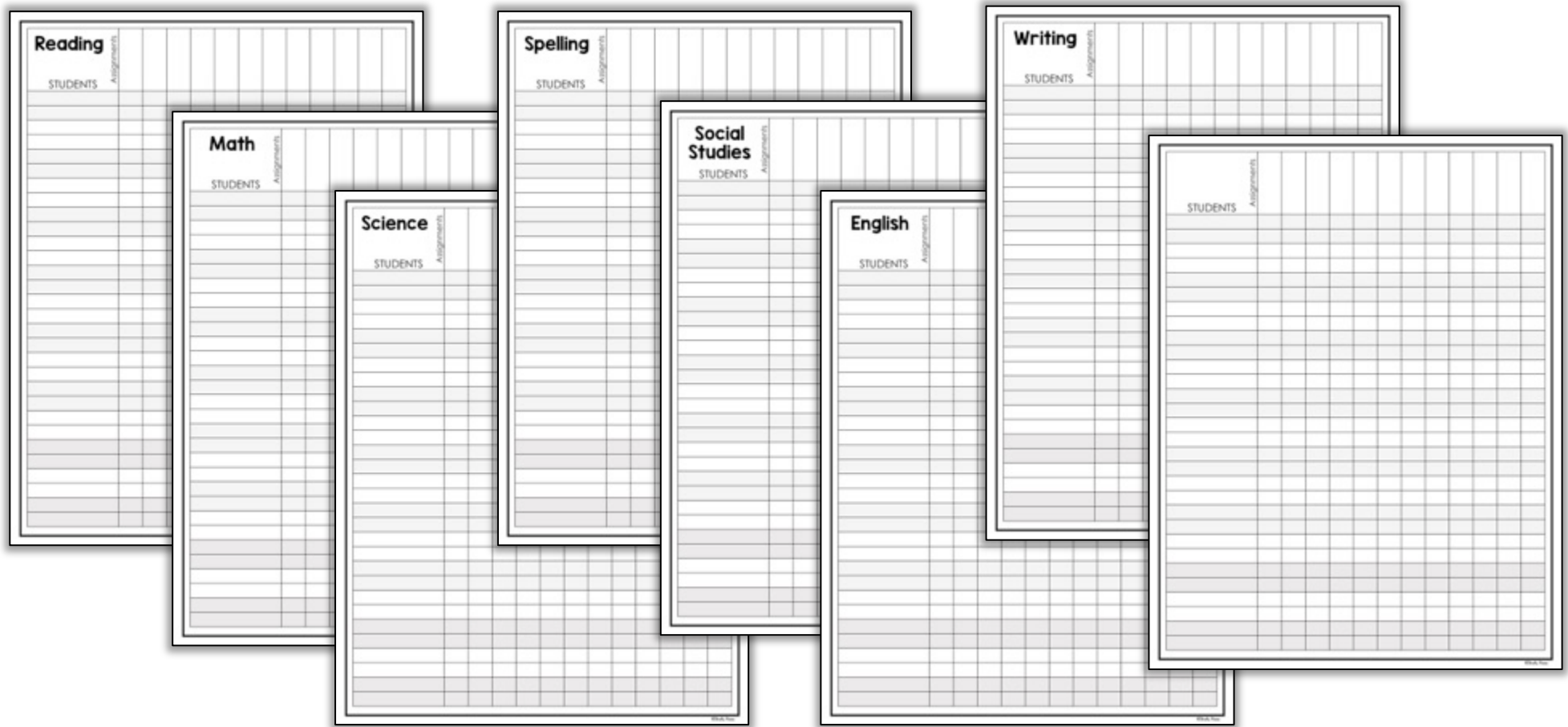
# LESSON PLANS AND CURRICULUM MAPS

The image displays a collection of educational planning templates. On the left, there are two weekly lesson plan grids. The first grid includes fields for 'Week of:', 'Reading Skill:', and 'Standards:', followed by a table with columns for 'MONDAY', 'TUESDAY', 'WEDNESDAY', 'THURSDAY', and 'FRIDAY'. The second grid includes fields for 'Teacher:', 'Subject:', 'Unit or Topic:', 'Objective:', 'Standards Addressed:', 'Essential Question:', and a table with columns for 'Instructional Strategies' and 'Bloom's Taxonomy'. In the center, there is a 'YEAR at a Glance' template with a grid for the months of the year. To the right, there are two 'YEAR AT A GLANCE' templates for specific subjects, one for 'AUGUST' and 'SEPTEMBER' and another for 'FEBRUARY' and 'MARCH'. Below these are two 'MONTHLY MAPS' templates, one for 'MATH' and 'SCIENCE' and another for 'READING' and 'ENGLISH'. Finally, there are two 'UNIT Planning Notes' templates, one for 'TOPIC' and 'STANDARD(S)' and another for 'OBJECTIVE(S)' and 'ASSESSMENT(S)'. All templates are designed to be filled out by hand or typed in.

Simply type in your own information or  
print and fill out by hand! EASY to USE!



# GRADING SHEETS



HUGE TIME SAVER!!!

Type your class list in ONCE and the rest of the sheets will AUTOMATICALLY add the names for you! (If you have different groups of students, just make a copy of the file for each group.)