DESIGN A GINGERBREAD HOUSE

A PBL PROJECT



PRINT & DIGITAL

CREATED BY: SHELLY REES

Teacher Unit Guide

Easy to Implement



GINGERBREAD HOUSE PBL PROJECT

PBL UNIT GUIDE

TOPIC:	PLANNING AND CREATING A HAUNTED HOUSE
ENTRY EVENT:	Watch several online videos which show different gingerbread houses and villages. (A quick Google or YouTube search will be helpful. Be sure to preview the videos.) In groups, discuss options for possible designs and themes for a gingerbread house. Share possibilities with the class and make a master list.
CONTENT:	imeter, area, and volume ord problems and shopping task d problem-solving ewareness ontest entry form
DRIVING QUESTION:	How c house? -winning gingerbread
STUDENT CHOICE:	• Gingerbread • Gingerbread hou • Choosing a location • Designing the gingerbrea terials
INQUIRY:	• Asking questions to make choi • Research options and activities • Discovering which elements will make winning project
CRITIQUE & REVISION:	Partner/small group critique and feedback throughou the unit
PUBLIC AUDIENCE:	Students create their gingerbread houses for a display and complete a contest entry form, which can be displayed.
21st CENTURY COMPETENCIES	• Collaboration to choose gingerbread house theme • Communication in making design/material choices • Critical Thinking/Problem Solving • Online research

©Shelly Rees

ABOUT THIS PACKET

at better way to reinforce and practice real-life math, reading, writing skills than planning and designing a gingerbread house? students will love completing each step of the gingerbread h ing from beginning to end!

ages included in this packet are NOT all necessary fo ssful PBL unit in your classroom. You can pick and ch that work best for your own situation.

E NOTE: If you choose to actually have your studen wn gingerbread houses, you can either allow them to their own way, or you can use the simplified milk-ca read house directions on page 19.

any teachers will choose to have t o complete some parts of this dents work independently. Ke working in groups may deve working together.

y would suggest printing out the des them into unit booklets for each student. This wa access their booklet and keep pages organized an y work through the unit.

ed Learning unit will include certain k mic content, inquiry, a driving ience. By using the unit option to meet those

u and your students enjoy this PB g!

ees

©Shelly Rees

High-Interest NO PREP Activities

Print and Go!

DIGITAL VERSION INCLUDED!
GINGERBREAD HOUSE PBL UNIT

Assign through Google Drive!

Students can complete independently or in small groups using a device of their choice.

PBL Final Projects

Choose One or Use All Three!

- Gingerbread House Contest Entry Form
- Create a Gingerbread House
- Measure Your House

Project Scoring Rubrics Included

Easier Grading of Projects!

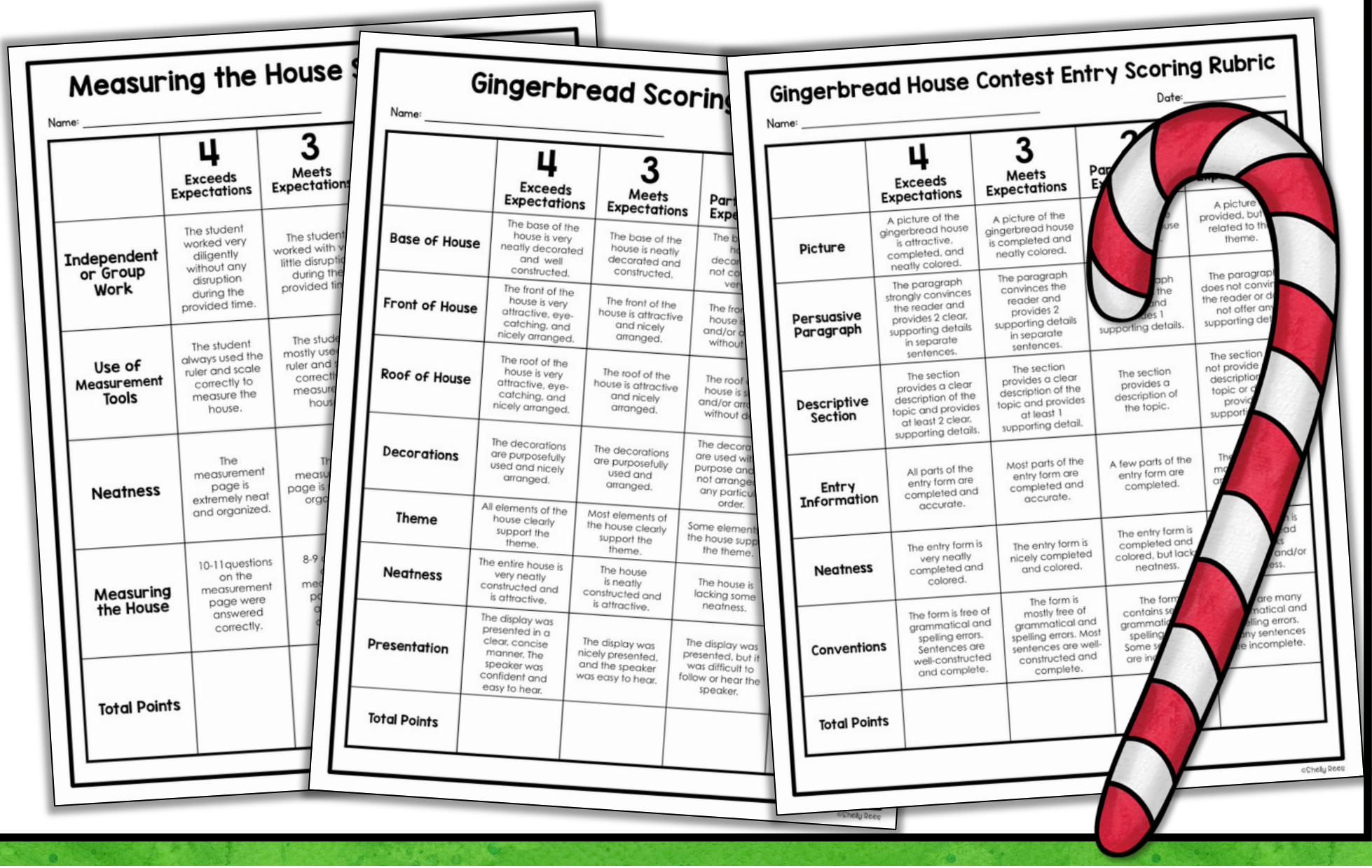

Measuring the House

Name: _____

	4 Exceeds Expectations	3 Meets Expectations
Independent or Group Work	The student worked very diligently without any disruption during the provided time.	The student worked with v little disruptio during the provided tim
Use of Measurement Tools	The student always used the ruler and scale correctly to measure the house.	The stud mostly use ruler and correcti measure hous
Neatness	The measurement page is extremely neat and organized.	Th measu page is orga
Measuring the House	10-11 questions on the measurement page were answered correctly.	8-9 mea po
Total Points		

Gingerbread Scorin

Name: _____

	4 Exceeds Expectations	3 Meets Expectations	Part Expe
Base of House	The base of the house is very neatly decorated and well constructed.	The base of the house is neatly decorated and constructed.	The b h decor not co ver
Front of House	The front of the house is very attractive, eye-catching, and nicely arranged.	The front of the house is attractive and nicely arranged.	The fro house and/or without
Roof of House	The roof of the house is very attractive, eye-catching, and nicely arranged.	The roof of the house is attractive and nicely arranged.	The roof house is and/or arr without d
Decorations	The decorations are purposefully used and nicely arranged.	The decorations are purposefully used and arranged.	The decora are used wit purpose and not arrange any particu order.
Theme	All elements of the house clearly support the theme.	Most elements of the house clearly support the theme.	Some element the house supp the theme.
Neatness	The entire house is very neatly constructed and is attractive.	The house is neatly constructed and is attractive.	The house is lacking some neatness.
Presentation	The display was presented in a clear, concise manner. The speaker was confident and easy to hear.	The display was nicely presented, and the speaker was easy to hear.	The display was presented, but it was difficult to follow or hear the speaker.
Total Points			

©Shelly Rees

Gingerbread House Contest Entry Scoring Rubric

Name: _____ Date: _____

	4 Exceeds Expectations	3 Meets Expectations	Par Ex
Picture	A picture of the gingerbread house is attractive, completed, and neatly colored.	A picture of the gingerbread house is completed and neatly colored.	use
Persuasive Paragraph	The paragraph strongly convinces the reader and provides 2 clear, supporting details in separate sentences.	The paragraph convinces the reader and provides 2 supporting details in separate sentences.	aph the and es 1 supporting details.
Descriptive Section	The section provides a clear description of the topic and provides at least 2 clear, supporting details.	The section provides a clear description of the topic and provides at least 1 supporting detail.	The section provides a description of the topic.
Entry Information	All parts of the entry form are completed and accurate.	Most parts of the entry form are completed and accurate.	A few parts of the entry form are completed.
Neatness	The entry form is very neatly completed and colored.	The entry form is nicely completed and colored.	The entry form is completed and colored, but lack neatness.
Conventions	The form is free of grammatical and spelling errors. Sentences are well-constructed and complete.	The form is mostly free of grammatical and spelling errors. Most sentences are well-constructed and complete.	The form contains se grammatic spelling Some s are in
Total Points			

©Shelly Rees