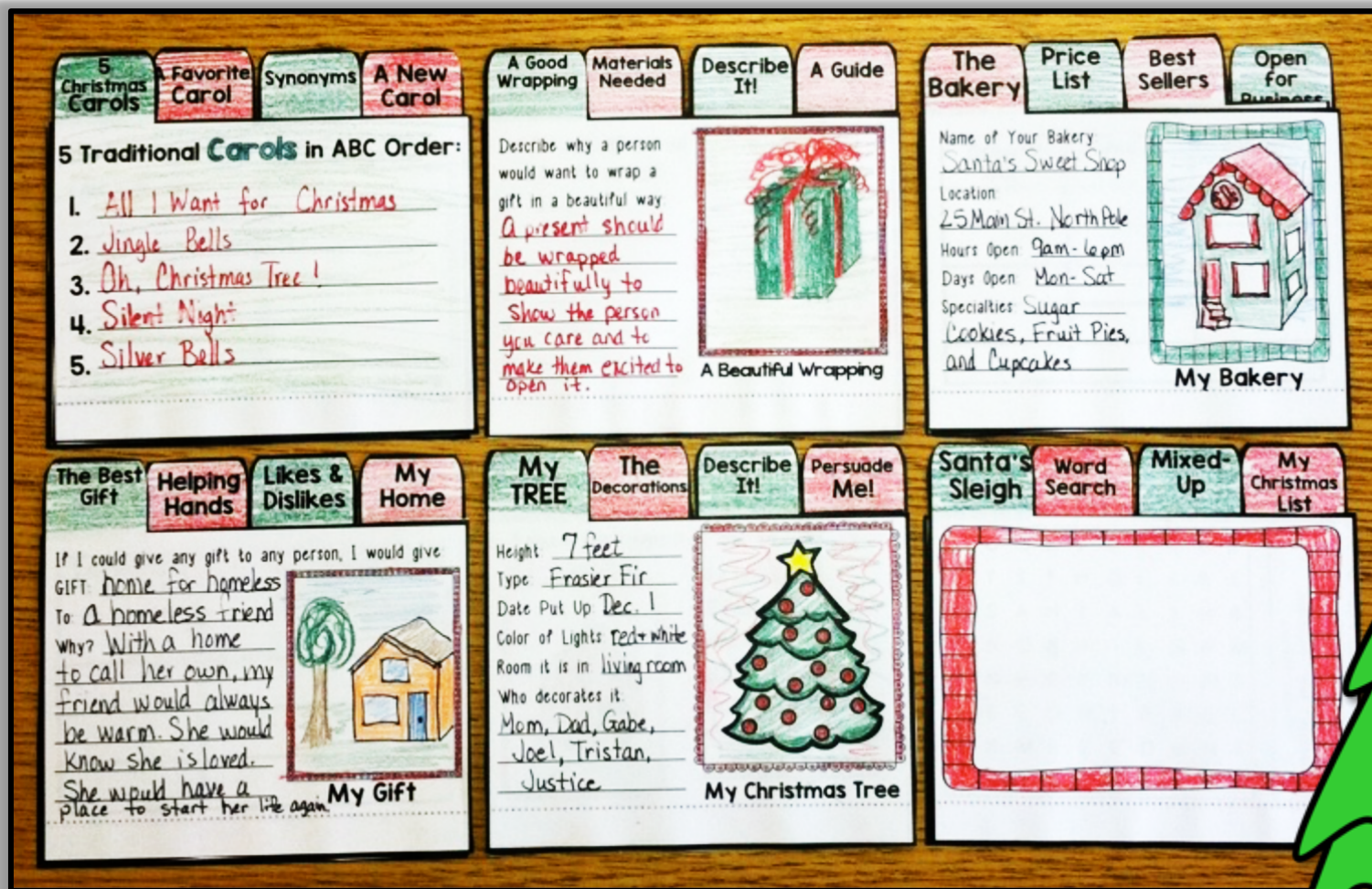


CHRISTMAS FLIP BOOKS

6 Mini Flip Books



WRAP IT UP! • A CHRISTMAS BAKERY • CHRISTMAS PUZZLERS
GREAT GIFT GIVING • CHRISTMAS CAROLS • OH, CHRISTMAS TREE!



CHRISTMAS FLIP BOOKS

The Best Gift	Helping Hands	Likes & Dislikes	My Home
---------------	---------------	------------------	---------

If I could give any gift to any person, I would give:
 GIFT: home for homeless
 To: A homeless friend
 Why? With a home to call her own, my friend would always be warm. She would know she is loved. She would have a place to start her life again.



My Gift

Gift-Giving

My TREE	The Decorations	Describe It!	Persuade Me!
---------	-----------------	--------------	--------------

Height: 7 feet
 Type: Frasier Fir
 Date Put Up: Dec. 1
 Color of Lights: Red & White
 Room it is in: living room
 Who decorates it: Mom, Dad, Gabe, Joel, Tristan, Justice



My Christmas Tree

Oh, Christmas Tree!

5 Christmas Carols	A Favorite Carol	Synonyms	A New Carol
--------------------	------------------	----------	-------------

5 Traditional **Carols** in ABC Order:

- All I Want for Christmas
- Jingle Bells
- Oh, Christmas Tree!
- Silent Night
- Silver Bells

Christmas Carols

A Good Wrapping	Materials Needed	Describe It!	A Guide
-----------------	------------------	--------------	---------

Describe why a person would want to wrap a gift in a beautiful way:
A present should be wrapped beautifully to show the person you care and to make them excited to open it.



A Beautiful Wrapping

Wrap it Up!

The Bakery	Price List	Best Sellers	Open for Business
------------	------------	--------------	-------------------


Name of Your Bakery: Santa's Sweet Shop
 Location: 25 Main St. North Pole
 Hours Open: 9am - 6pm
 Days Open: Mon - Sat
 Specialties: Sugar Cookies, Fruit Pies, and Cupcakes



My Bakery

A Christmas Bakery


Santa's Sleigh	Word Search	Mixed-Up	My Christmas List
----------------	-------------	----------	-------------------



Christmas Puzzlers

CHRISTMAS TRADITIONS

Easy to Assemble!



1. Complete the writing on the 4 pages. Color and cut out the pages.

2. Put pages in order with tabs lined up from left to right.

3. Glue or staple on the glue tabs.

