

# HALLOWEEN

# Reading



**A HALLOWEEN WORD SEARCH**

Name: \_\_\_\_\_ Date: \_\_\_\_\_

HALLOWEEN	FRIGHT	CANDY
TRICK OR TREAT	BOO!	PUMPKIN
DRACULA	BAT	COSUME
SPOGERS	GHOST	VAMPIRE
HAUNT	JACK O LANTERN	HOWLING

A M O P B Q G H O K Y T S O H G

L P A J A G  
D H A L T W  
F R A H A L  
R B F O T R  
I O U W C G  
D O M L A K  
R S N I N C  
A P S N H I  
C V W G A R  
S A A T U T  
P M K R H B  
I P T G A A  
C I I I N G  
D R A C U L  
F E T R I S

**HALLOWEEN HOMOPHONES**

Halloween Homophones  
  
 Halloween Homophones

creak

**A HALLOWEEN ACROSTIC POEM**

Name: \_\_\_\_\_ Date: \_\_\_\_\_

H

**A HALLOWEEN ACROSTIC POEM**

Directions: Fill in each line of the Halloween acrostic poem by thinking of a word of phrases that begins with each letter in the word "Halloween." Be descriptive and remember to use only five senses when you are writing. Your poem does not need to rhyme, but it does need to create a picture in your reader's mind.

**AN EXAMPLE ACROSTIC POEM**

**werewolves, vampires, and Frankenstein**

Halloween is a time of trick-or-treating, candy corn, costumes, and haunting fun. It is also a time when people love to tell scary stories about legendary monsters and creatures. While they don't truly exist, Frankenstein, Dracula, and werewolves have been the subject of these spooky tales for years. Each of these fictional creatures found its beginning long ago.

While it is not known for sure where or when the werewolf stories originated, or began, the idea of men turning into werewolves has been around for thousands of years. The legend of the werewolf states that if a werewolf bites you, you will become a werewolf yourself. At night, werewolves transform, or change, into part-human, part-wolf creatures and hunt human beings. The story also claims that it is on a full moon that men change into werewolves.

Vampires also found their beginnings long ago, most likely in Greek and Asian stories of mythology. Like werewolves, vampires undergo a change from a human to a creature. Vampires, however, cannot change back to human form. Folklore also says that vampires are immortal, meaning they will live forever. The only thing that might kill them is sunlight. Since vampires were said to feed on human blood, the myth arose that wearing garlic around the neck would protect a person from a vampire attack. The story of Dracula, written by Bram Stoker in 1897, made vampires and vampire stories popular in the modern day.

Frankenstein is a modern monster who made his first appearance in Mary Shelley's book, Frankenstein, in 1818. In this book, a crazy scientist named Victor Frankenstein created an unusual creature in a scientific experiment in his laboratory. In the original book, Frankenstein's monster was described as being eight feet tall, with water eyes, yellowish skin, long black hair, glowing eyes, and black lips. The look of the monster was changed in the 1931 movie Frankenstein. The movie portrayed him as a tall figure, with a flat-topped head and electrical bolts on his neck. He also walked awkwardly throughout the movie.

These three fictional creatures all have become popular through movies, television shows, and stories through the years. Every year at Halloween, many people dress in costume as one of them, hoping to have some frightening fun.

Write your poem on the next page and

**HAPPY HALLOWEEN!**  
Text Organization Match It!

Directions: Read each of the following paragraphs related to Halloween. Cut out each box and glue it on the matching text structure box on the following page.

<p>To carve the perfect jack-o-lantern, you must first select the perfect pumpkin. Cut a lid in the top of the pumpkin. Then, draw the design you'd like with a marker on the pumpkin. After that, scoop out all the seeds with a large spoon. Next, with adult supervision, carve out the pieces of the design with a knife. Finally, place a candle or light inside.</p>	<p>As Joel was trick-or-treating, a hole ripped into the bottom of his bag. He didn't see it happen, and as a result, he was disappointed when he got home and all the candy he had collected was gone.</p>
<p>Ashley had worked very hard on her princess costume and she couldn't wait to wear it. On Halloween, as she placed the sparkling crown on her head, it slipped and fell to the ground, breaking in half. Thankfully, her father was able to fix it with a glue gun, and her beautiful costume was saved.</p>	<p>Susan and Julie had both made their own Halloween costumes. Both girls had used recycled materials and spent many hours on their creations. The costumes were quite different, though. Susan's was a funny clown, complete with brightly colored shoes and a curly wig. Julie's costume was a spooky ghost which had glow-in-the-dark eyes.</p>
<p>Jenny and John both made jack-o-lanterns for Halloween. Both of the pumpkins were picked at the nearby farm and had green stems. The pumpkins, however, also had some differences. Jenny's was tall and thin, and had a curved face. John's pumpkin was short and wide, and had a frightening face carved across it.</p>	<p>When making caramel apples, it is important to follow the right steps. First, choose a good, round apple. Then, insert a stick into the top of the apple. After that, melt some caramels in a saucepan. Place some wax paper on a cookie sheet. Holding the stick, dip the apple into the caramel, making sure it is covered. Finally, place the apple on the wax paper to cool. Sissy!</p>
<p>Seawanh was so excited! She had collected a huge amount of candy from trick-or-treating. In fact, she counted 15 of her favorite candy bars. Without thinking, she hurriedly ate every single one of them. As a result, she had a strong stomachache within an hour.</p>	<p>Trenton had a problem. He wanted to go trick-or-treating, but his parents both had to work and were unable to take him. His problem was solved when his mother gave her permission for him to go trick-or-treating with his best friend's family.</p>



Grades 4-6  
By: Shelly Rees

# Reading Comprehension Passage and Questions

## Werewolves, Vampires, and Frankenstein

Halloween is a time of trick-or-treating, candy corn, costumes, and haunting fun. It is also a time when people love to tell scary stories about legendary monsters and creatures. While they don't truly exist, Frankenstein, Dracula, and werewolves have been the subject of these spooky tales for years. Each of these fictional creatures found its beginning long ago.

While it is not known for sure where or when the werewolf stories originated, it began, the idea of men turning into werewolves has been around for thousands of years. The legend of the werewolf states that if a werewolf bites you, you will become a werewolf yourself. At night, werewolves transform, or change, into part-human, part-wolf creatures and hunt human beings. The story also claims that it is on a full moon that men change into werewolves.

Vampires also found their beginnings long ago, most likely in Greek and Asian stories of mythology. Like werewolves, vampires undergo a change from a human creature. Vampires, however, cannot change back to human form. Folklore also states that vampires are *immortal*, meaning they will live forever. The only thing that can kill them is sunlight. Since vampires were said to feed on human blood, the myth arose that wearing garlic around the neck would protect a person from a vampire attack. The story of *Dracula*, written by Bram Stoker in 1897, made vampire stories popular in the modern day.

Frankenstein is a modern monster who made his first appearance in Mary Shelley's book, *Frankenstein*, in 1818. In the book, a crazy scientist named Victor Frankenstein created an unusual creature in a scientific experiment in his laboratory. In this original book, Frankenstein's monster was described as being eight feet tall, with water eyes, yellowish skin, long black hair, glowing eyes, and black lips. The look of the monster was changed in the 1931 movie *Frankenstein*. The movie portrayed him as a tall figure, with a flat-topped head and electrical bolts on his neck. He also walked awkwardly throughout the movie.

These three fictional creatures all have become popular through movies, television shows, and stories through the years. Every year at Halloween, many people dress in costume as one of them, hoping to have some frightening fun.



Name \_\_\_\_\_

Date \_\_\_\_\_

## Werewolves, Vampires, and Frankenstein

Answer the following questions:

1. According to legend, when do men turn into werewolves?  
\_\_\_\_\_
2. When did vampires have their beginnings, according to the article?  
\_\_\_\_\_
3. What made vampires and vampire stories more popular in modern times?  
\_\_\_\_\_
4. When did Frankenstein's monster make his first appearance?  
\_\_\_\_\_
5. What is one thing that might kill a vampire?  
\_\_\_\_\_
6. In the 3<sup>rd</sup> paragraph, what does the word "immortal" mean?  
a. human    b. living forever  
c. fictional    d. scary
7. What is the author's purpose for writing this passage? Give at least 2 details from the text to support your answer.  
\_\_\_\_\_  
\_\_\_\_\_  
\_\_\_\_\_  
\_\_\_\_\_  
\_\_\_\_\_



# Text Structure Identification Activity

**HAPPY HALLOWEEN!**  
Text Organization Match It!

**Directions:** Read each of the following paragraphs related to Halloween. Cut out each box and glue it on the matching text structure box on the following page.

<p>To carve the perfect jack-o-lantern, you must first select the perfect pumpkin. Cut a lid in the top of the pumpkin. Then, draw the design you'd like with a marker on the pumpkin. After that, scoop out all the seeds with a large spoon. Next, with adult supervision, carve out the pieces of the design with a knife. Finally, place a candle or light inside.</p>	<p>As Joel was trick-or-treating, a hole ripped into the bottom of his bag. He didn't see it happen, and as a result, he was disappointed when he got home and all the candy he had collected was gone.</p>
<p>Ashley had worked very hard on her princess costume and she couldn't wait to wear it. On Halloween, as she placed the sparkling crown on her head, it slipped and fell to the ground, breaking in half. Thankfully, her father was able to fix it with a glue gun, and her beautiful costume was saved.</p>	<p>Susan and Julie had both made their own Halloween costumes. Both girls had used recycled materials and spent many hours on their creations. The costumes were quite different, though. Susan's was a funny clown, complete with brightly colored shoes and a curly wig. Julie's costume was a spooky ghost which had glow-in-the-dark eyes.</p>
<p>Jenny and John both made jack-o-lanterns for Halloween. Both of the pumpkins were picked at the nearby farm and had green stems. The pumpkins, however, also had some differences. Jenny's was tall and thin, and had a comical face. John's pumpkin was short and wide, and had a frightening face carved across it.</p>	<p>When making caramel apples, it is important to follow the right steps. First, choose a good, round apple. Then, insert a stick into the top of the apple. After that, melt some caramels in a saucepan. Place some wax paper on a cookie sheet. Holding the stick, dip the apple into the caramel, making sure it is covered. Finally, place the apple on the wax paper to cool. Enjoy!</p>
<p>Savannah was so excited! She had collected a huge amount of candy from trick-or-treating. In fact, she counted 15 of her favorite candy bars. Without thinking, she hurriedly ate every single one of them. As a result, she had a strong stomachache within an hour.</p>	<p>Tristan had a problem. He wanted to go trick-or-treating, but his parents both had to work and were unable to take him. His problem was solved when his mother gave her permission for him to go trick-or-treating with his best friend's family.</p>

**HAPPY HALLOWEEN!**  
Text Organization Match It!

Name: \_\_\_\_\_ Date: \_\_\_\_\_

Paste <b>Cause and Effect</b> here	Paste <b>Cause and Effect</b> here
Paste <b>Chronology</b> here	Paste <b>Chronology</b> here
Paste <b>Problem and Solution</b> here	Paste <b>Problem and Solution</b> here
Paste <b>Compare and Contrast</b> here	Paste <b>Compare and Contrast</b> here

# Halloween Acrostic Poem

## A HALLOWEEN ACROSTIC POEM

**Directions:** Fill in each line of the Halloween acrostic poem by thinking of a word or phrase that begins with each letter in the word "Halloween." Be descriptive and remember to use your five senses when you are writing. Your poem does not need to rhyme, but it does need to create a picture in your reader's mind.

### AN EXAMPLE ACROSTIC POEM

**H**ubby and round, waiting to be found,  
**U**nder the vine, tangled with leaves,  
**M**oist, gooey seeds deep inside,  
**P**erched upon my porch,  
**K**eeping watch over tiny trick-or-treaters,  
**I**lluminated eyes glowing, peering through the dark,  
**N**oble keeper of Halloween,  
**S**ilently guarding the darkness.



After you have completed your rough draft below, rewrite it neatly on the next page and illustrate it in the box provided.

H \_\_\_\_\_  
A \_\_\_\_\_  
L \_\_\_\_\_  
L \_\_\_\_\_  
O \_\_\_\_\_  
W \_\_\_\_\_  
E \_\_\_\_\_  
E \_\_\_\_\_  
N \_\_\_\_\_

© Shelly Koco Appriatic

## A HALLOWEEN ACROSTIC POEM

Name: \_\_\_\_\_

Date: \_\_\_\_\_



H  
A  
L  
L  
O  
W  
E  
E  
N









© Shelly Koco Appriatic









# Halloween Homophone Memory Match Game




HALLOWEEN HOMOPHONES	
Halloween Homophones 	creak
Halloween Homophones 	creek





HALLOWEEN HOMOPHONES	
Halloween Homophones 	bored
Halloween Homophones 	board

HALLOWEEN HOMOPHONES	
Halloween Homophones 	nigh
Halloween Homophones 	knigh
Halloween Homophones 	grow
Halloween Homophones 	ago

HALLOWEEN HOMOPHONES	
Halloween Homophones 	soul
Halloween Homophones 	sole
Halloween Homophones 	blew

HALLOWEEN HOMOPHONES	
Halloween Homophones 	sta
Halloween Homophones 	hou
Halloween Homophones 	ou


HALLOWEEN HOMOPHONES	
Halloween Homophones 	wit
Halloween Homophones 	you
Halloween Homophones 	yo

HALLOWEEN HOMOPHONES	
Halloween Homophones 	ate
Halloween Homophones 	eight
Halloween Homophones 	aloud
Halloween Homophones 	allowed

## HALLOWEEN HOMOPHONES

### A MEMORY MATCHING GAME

**2-4 Players**  
**Materials needed:** Halloween Homophones Game Cards, Answer Key  
**Preparation:** Cut out game cards. Laminate if desired.  
**How to Play:** Shuffle cards and place in a pile in center of the table. The youngest player takes the first turn, and then play continues in clockwise direction. On a player's turn, he or she turns over any 2 cards. If the words are a homophone match, the player keeps the cards. If not, the player turns them back over. Play continues until all matches have been found. At the end of the game, the player with the most homophone matches wins!




# BONUS Coloring Sheet and Word Search



A HALLOWEEN WORD SEARCH

Name: \_\_\_\_\_ Date: \_\_\_\_\_

HALLOWEEN	FRIGHT	CANDY
TRICK OR TREAT	BOO	PUMPKINS
DRACULA	BAT	COSTUME
SPIDERS	GHOST	VAMPIRE
HAUNT	JACK O LANTERN	HOWLING



A 15x15 grid of letters for a word search. The letters are arranged in a grid with the following rows:

A M O P B Q G H O K Y T S O H G  
L P A J A C K O L A N T E R N J  
D H A L T W E V A M P Y I S T O  
F R A H A L L O W E E N O R I N  
R B P O T R I C J A C N I B L T  
I O U W C G H O B H L I N S R A  
D O M L A K O C A N D Y T R F E  
R S N I N C O O W B S O H G R R  
A P S N H I L S S A L P U H A T  
C V W G A R G T C H A U N T N R  
S A A T U T O U A A W M B P D O  
P M K R H B R M R U O P O U R K  
I P T G A A O E F N H K D M A C  
C I I N G O T R E A I N P C I  
D R A C U L A H A U T N A K T R  
F E T R I S P I D E R S C I R T

© 2014 by Mrs. A. K. K. K.