

SCIENTIFIC METHOD

POSTERS, BANNER, RECORDING SHEETS


1 QUESTION

- What do you want to know



2 HYPOTHEESIZE

- What do you think is the answer to your question?




3 EXPERIMENT

- Test your hypothesis.
- Design and




4 CONCLUSION

- Look at your data. Was your hypothesis correct? What did you learn?



5 REPORT

- Share your results.
- Report what you learned.



CREATED BY: SHELLY REES

5 Steps of the Scientific Method

Set of Posters

1 QUESTION

What do you

ask?

What do you

think?

What do you

think?

What do you

think?

What do you

think?

What do you

think?

What do you

think?

What do you

think?

What do you

think?

What do you

think?

What do you

think?

2 HYPOTHEESIZE

3 EXPERIMENT

- Test your hypothesis

5 REPORT

- Share your results.
- Report what you learned.

4 CONCLUSION

- Look at your data.
- Was your hypothesis correct?
- What did you learn?



Scientific Method Banner



Student Recording Sheets

The Scientific Method

Name _____ Date _____

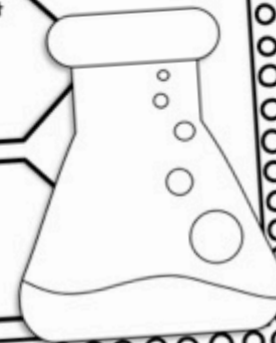

1. **QUESTION:** I want to find out ...

2. **HYPOTHESIZE:** I think that ...

3. **EXPERIMENT:** I followed these steps ...

4. **CONCLUSION:** My hypothesis is / is not correct because ...

... findings, I will ...



© Ashley Kees

The Scientific Method

Name _____ Date _____


1. **QUESTION:**

2. **HYPOTHESIZE:**

3. **EXPERIMENT:**

4. **CONCLUSION:**

REPORT:



© Ashley Kees