

# VALENTINE'S BAKERY

## Valentine's Treats

Each time a team correctly completes a snowman item. The item for each task is on this page.



CUPcake

heart cookie



### TASK 1

#### Sort the Shapes

Directions: Cut and paste the shapes correctly into the table below. When you finish, take this page to your teacher to receive your Valentine treat and the next task.

Rectangle

Trapezoid

Parallelogram

### TASK 4

#### True Treats

Directions: If the statement is true, color the cake pink. If the statement is false, color the cake blue.


All quadrilaterals have 4 sides.

All rectangles are squares.

### TASK 2

#### What Am I?

Directions: Read each statement below. Then, draw a line from the matching heart cookie.



### TASK 3

#### Color by Code

Directions: Use the coloring key to correctly color the picture below. When you finish, take this page to your teacher to receive your magic potion ingredient and the next task.

square RED	parallelogram PURPLE	rectangle PINK
trapezoid YELLOW	other quadrilaterals BLUE	rhombus GREEN



### TASK 5

#### Crack the Code

Directions: Use the code clues to identify the letters for each word on the line.

☒	♥	🍪	🍩	🍪	🍪	🍪	🍪
A	B	C	D	E	F	G	H
☒	♥	🍪	🍩	🍪	🍪	🍪	🍪
N	O	P	Q	R	S	T	U

1. ☒🍪☒☒☒☒☒☒

2. ♥♥☒☒☒☒☒☒☒☒

3. ♥♥☒☒☒☒☒☒☒☒

4. ☒☒☒☒☒☒☒☒☒☒☒☒☒☒☒☒

5. ♥♥☒☒☒☒☒☒

6. ☒☒☒☒☒☒☒☒☒☒

8. ☒☒☒☒☒☒☒☒

9. ♥♥☒☒☒☒☒☒☒☒

10. ♥♥☒☒☒☒☒☒☒☒

11. ♥♥☒☒☒☒☒☒☒☒

## Valentine's Bakery Top Chef


PRESENTED TO:

TEACHER

DATE




# AN ESCAPE ROOM ACTIVITY



# ENGAGING, FUN QUADRILATERAL PRACTICE!

- Students have to work in teams (or individually) to complete all 5 math tasks.
- When they complete each task correctly, they earn a Valentine's Day treat.
- Once they have all 5 treats, they have won!
- The goal is to have all teams complete the challenge.



Students earn Valentine's Day treats as they correctly complete each task

<b>TASK 1</b>	
Sort the Shapes	

**Directions:** Cut and paste the shapes correctly into the table below. When you finish, take this page to your teacher to receive your Valentine treat and the next task.

Rectangle	Trapezoid
Parallelogram	Square

earn this  
item

## TASK 2

**Directions:** Read each statement below. Then, draw a line from the correct statement to matching heart cookie.

earn this  
item

I am a quadrilateral. My angles are not right angles. All sides are the same length.

I am a quadrilateral with 2 pairs of parallel sides. My angles can be right angles but they do not have to be.

### TASK 3

**Directions:** Use the coloring key to correctly color the picture below. When you finish, take this page to your teacher to receive your magic potion ingredient and the next task.

square RED	parallelogram PURPLE	rectangle PINK
trapezoid YELLOW	other quadrilaterals BLUE	rhombus GREEN

earn this  
item

<b>TASK 5</b>	
<b>Crack the Code</b>	

Earn this item

**Directions:** Use the code clues to identify the letters for each quadrilateral word. Write the word on the line.

												
A	B	C	D	E	F	G	H	I	J	K	L	M

												
N	O	P	Q	R	S	T	U	V	W	X	Y	Z

- [illegible]

## REVERSE IT!

Draw the code clues:

## 1. POLYGON


## 2. ANGLES

## TASK 4

### True Treats

**Directions:** If the statement is true, color the cake pink. If the statement is false, color the cake blue.

earn this  
item



All rhombuses are squares.

All quadrilaterals have 4 sides.

A trapezoid has 2  
pairs of parallel sides.

All parallelograms are quadrilaterals.

All rectangles are squares.

A rectangle is a parallelogram with 4

©Shelly Rees

©Shelly Ree.



Teams finishing the task earn the status of “Valentine’s Bakery Top Chef”. Award certificates and chocolate bar labels are included.



Choose  
color  
or B/W!